

User manual FINANCEN Simulator



Erasmus+

Co-funded by the
Europe for Citizens Programme
of the European Union



FINANCEN_LAB
Digital Simulator for Entrepreneurial
Finance

Environment: general view

Drop-down menu

Access to courses and other resources is included.

Logo

The front page opens with the list of courses and announcements.

?

Manuals and support forum. Answer any questions about the environment here.

EN

Quick language selection. You can change it permanently in your profile.

The screenshot shows the homepage of the 'Digital Simulator for Entrepreneurial Finance'. At the top, there is a navigation bar with a menu icon, the 'FINANCEN.LAB' logo, a language selector set to 'EN', and a user profile for 'Estudiante Kilian CITICAN'. The main heading is 'Digital Simulator for Entrepreneurial Finance'. Below this, a paragraph describes the tool: 'The digital simulator tool, on the basis of introduced data and different scenarios, will generate different challenges to the students-entrepreneurs in order to test and evaluate the financial part an entrepreneur's proposal and also provide recommendation according to the real input of different financial agents such as banks, private investors, business angels or collaborative funding platforms. In this output, the project introduces several innovations through two key technological elements: social learning and Artificial Intelligence.' There are three main action items: 'Manage essential financial situations needed in entrepreneurship.', 'Have access to practical entrepreneurial financial education.', and 'Interact with banking/financial entities or private investors and learn from the generated interactions.' Below these are four featured sections: 'Crowdfunding' (spread the word and raise funds), 'Business Angel' (get an investor), 'Bootstrapping' (do more with less), and 'Venture Capital' (start-up with potential). At the bottom, there is a 'Site announcements' section with a welcome message from 'Administrador FinancenLAB' dated Monday, 24 January 2022, 10:26 AM, and a 'Permalink' link.

User menu and alerts

Profile: check your personal and contact details.

Messages: internal system messaging.

Preferences: change your account, your password, your language and configure the forums here.

Log out when you are finished log out so that no one else can log in with your user.

Alerts unanswered communications.

CASES

List of cases to which access is available.

NOTICE

General site notices.



Erasmus+

Co-funded by the
Europe for Citizens Programme
of the European Union

Start a new attempt.

If there are open attempts, they will be stopped and can be resumed at another time.

Indicate the reason in the pop-up window in order to stop the current attempt.

Attempt identifier

The number on the left indicates the number of times a new attempt has been initiated.

The number on the right indicates the number of times any stage of the case has been restarted.

Status identifier

The red icon indicates that the case was not finalised and can be continued.

The green icon indicates that the case has been completed and can be reviewed.

Crowdfunding

In this case you will explore different crowdfunding platforms to apply them in a real context.



Continue the last attempt.





This button will appear when there are unfinished attempts
Attempts are automatically saved as you interact with them.

Actions on attempts:

Continue attempts to finalise them
Open completed attempts for review.

Path followed

Indicates the path followed during the completion of the case.
There may be more than one path to resolution.

	Attempt	Started	Completed	Path	Actions
	1.0	2022-01-17 21:11:30	2022-01-18 18:21:01	home, stage...	 Open
	2.0	2022-01-18 21:40:25	-	home, stage...	 Continue



Erasmus+

Co-funded by the
Europe for Citizens Programme
of the European Union

Cases: Initial statements and variables

Case introduction

The project "Royalplatz 7" is a new construction project with a total of 21 residential units and three commercial units with a weighted living area of approx. 2,350m² in Stockerau, close to the city limits of Vienna. In addition, 36 parking spaces are allocated to the residential units. The flats have large open spaces (private gardens, balconies and terraces) and face south, east and west. The floor plans of the flats are in line with modern requirements and vary from 2 rooms (up to 4 rooms (approx. 114 m²)). The objective of this crowdfunding campaign is to partially redeem the capital invested for the first phase, with a milestone of € 984864.

The development project is located in the area of Landstraße 1, and this new Royalplatz 7 project will be located in the old town of Stockerau. It is impressive in terms of architecture, social amenities (meeting and communication area), functional floor plan solutions and residential character. Numerous local suppliers, banks, doctors and facilities for daily needs are in the immediate vicinity.

The project is characterised by an environment with high development potential, as well as an experienced project developer and an excellent network. Investors receive an annual interest rate of 6.50% on their invested capital. The interest is distributed to investors every year. The invested capital is reimbursed to investors at the end of a maximum term of 24 months.

- Annual distributions: During the term, the lender will receive an annual distribution of 6.50%.
- In the short term: The lender will receive his invested capital after the realisation of the individual units. According to the planning, this will take place after a maximum of 24 months.



Statements and random variables

Each attempt shows new statements and variables.

Practice different scenarios by initiating the case multiple times.

Hide and show stage

You can fold and unfold the stages to review previous content and inputs.

Supplementary information

Links to suggested supporting materials to be reviewed in order to complete the stage.

Navigation button

Serves to advance the case. In some stages it will be hidden until it completes its activities. Fill in all fields or choose the stage options to be displayed.

+ info

NEXT



Erasmus+

Co-funded by the
Europe for Citizens Programme
of the European Union

Cases: Embedded activities

Previous Stage retracted.

The finished stages are retracted.

Click on the top bar to display them.

Once a stage has ended you will not be able to change your entries unless you restart it.

Data entry (tables and forms)

There are several ways to enter data into the simulator. Generally you will need to fill them all in in order to progress.

Once you have filled them in, click outside the fields to display the navigation buttons.

Case introduction

Selection of crowdfunding type and modality

Choose from the following crowdfunding options:

In this table, you should fill in the fields with different platforms of your choice in order to form a comparative table to help you make a decision

Platform/Conditions	Sample		
Duration Campaign	sample		
Platform Commission	sample		
Payment platform fee	sample		
Method of payment for contributions	sample		
Method of transfer to the originator	sample		
Days until you get paid	sample		
Aimed at	sample		
Project approval	sample		
Extras	sample		

+ info

DONATION CROWDFUNDING REWARD CROWDFUNDING EQUITY CROWDFUNDING CROWDLENDING

Restart stage

If you would like to restart any stage of the stage that has finished, click this button.

This generates a new version of the attempt, which you can see on the front page of the simulator. This and subsequent steps will be restarted but the initial statements and variables will not be changed.

Indicate the reason in the pop-up window displayed.

Navigation buttons

Fill in all fields in order to move forward



Erasmus+

Co-funded by the
Europe for Citizens Programme
of the European Union

Cases: Delivery of activities

1. Click on the delivery



2. Fill in the message and attach a document if necessary

Send a text or attachment with the response. The academic team may initiate a discussion which can be followed up in the case forum.

Message !

Discussion subscription ?

Attachment ? Maximum file size: Unlimited, maximum number of files: 1

Files

You can drag and drop files here to add them.

3. Delivery made (in green)
If you would like to resend the delivery, please restart the stage (bin button)



Cases: Finalise the case


To finalise the case, a pop-up window will open for user comments.

Once the contribution has been made, the case will be closed and returned to the front page.

It is suggested to retry the case more times and explore different situations and conditions.

Campaign creation and promotion

This is the last stage, if you have added new elements to your advertising campaign (PDF that you delivered in previous stages), add a pdf document here. If you have not added new items, you do not need to add it again

 **Activity**

Delivered

[FINALISE THE CASE](#)



Erasmus+

Co-funded by the
Europe for Citizens Programme
of the European Union